

RE Home Learning 2020/2021



OUR LADY & ST JOSEPH
CATHOLIC PRIMARY SCHOOL

‘With Christ at our centre, we love, listen and learn.’

24th March 2020



RE Homework Project



Children have the option of either:

1. Design your own Catholic Church- remember to include all the signs and symbols you have learned about in school and seen in our local church.
2. Design a 'shared sacred space' for Christians and Jews- consider similarities and differences when creating your design.
3. Design a 'shared sacred space' for a hospital, airport, prison or shopping. Consider how this could accommodate Christians, Jews, Muslims, Hindus and non-religious people.



Please complete one of these options as a family e.g. if you have 2 or more children attending OLSJ, only one



project needs to be handed in.

25th March 2020

<https://www.catholiconline.school/courses/stations-of-the-cross>

Objective: Come walk with us down the *Via Dolorosa* (Way of Sorrow) as we commemorate Jesus' final day on Earth as a man.

The Stations of the Cross are a 14-step Catholic devotion to Christ's ultimate sacrifice for our sins. This course offers a 'Certificate of Completion'.

This course will teach the Stations of the Cross, explaining what happened at each station and why it is important. Enroll now to begin your pilgrimage with Christ.

Each lesson includes a study guide, video, script, assessment and answer key as well as a virtual library of supplemental resources.

There are 15 Mobile-friendly video lessons in this class. Video completion requirement – 100%.



27th, March 2020



KIP and Friends
Learning at Home: A3 (a)

Please have a look at the document below for all the details of our RE home learning pack.

This pack was kindly made by Margaret Carswell, the scheme of work we use here at OLSJ.

[Kip_and_friends_learning_at_home_a3_a_easter_in_matthews_gospel_](https://www.olsj.towerhamlets.sch.uk/blogs/re/2020/03/27/re-home-learning/)

How to use this workbook!

What I think about your 'work at home' time!

I think you will have either a book to work in at home, or some paper to work on. I think you will have pencils or pens to write with and maybe some coloured pencils.

I also think you will have access to the internet.

You *might* have a printer and glue and scissors.

If you have a printer you can print this book off and do the activities using the pages in it, or cut out the pictures and paste them into your book.

If you don't have a printer, copy what you need into your workbook.

You will need to choose what activities you can do and which ones you can't! Easier activities are listed first.

<https://www.olsj.towerhamlets.sch.uk/blogs/re/2020/03/27/re-home-learning/>

31st March 2020

Please have a look at the document below for all the details of our RE home learning pack.

This pack was kindly made by Margaret Carswell, the scheme of work we use here at OLSJ.

We hope you are all keeping safe. We miss you all loads!

https://www.youtube.com/watch?v=D8mMFGaLt1A&ab_channel=KIP%26Friends



<https://www.olsj.towerhamlets.sch.uk/blogs/re/2020/03/31/home-learning-pack-for-re/>

12th April 2020

Easter Sunday Activity

LOOK Sunday 12 April 2020
John 20:1-9
Easter Sunday of the Resurrection of the Lord

IN THE GOSPEL TODAY

My name is _____

JESUS IS ALIVE!

Jesus is risen!

Mary and the disciples do not know it yet, but Jesus has risen from the dead.
Can you join the dots so that everyone can see that Jesus is alive?

Easter eggs and the resurrection

Easter eggs represent the stone that was rolled away from the tomb.

Decorate this Easter egg beautifully to celebrate Jesus' resurrection!

Is it true?

When they heard Mary's story, Peter and his friend ran to see the empty tomb for themselves.
Find the path they need to follow.

The stone is rolled away

When Mary arrived at the tomb, the stone that blocked the entrance was rolled away.
Can you match the correct stone to the tomb?

A PRAYER TO SAY

Dear Jesus, when Mary arrived at the tomb and didn't see your body, she was afraid someone had stolen you away. Mary did not need to be afraid, as you were alive and well. Help me not to be afraid and to trust that you are always with me. Amen.

redemptorist
Small: Written by Steve O'Sullivan. Design by Anne O'Sullivan. Edited by Rachel Thompson. Published by Redemptorist Publications. Copyright © Redemptorist Publications, Churton, Hampshire GU24 3HG. A registered charity limited by guarantee. Registered in England 02261721. www.rpbbooks.co.uk

13th April 2020

The Resurrection - Matthew 20

https://www.youtube.com/watch?v=TikWattDJGuk&ab_channel=SaddlebackKids



Daily Prayer to Guardian Angel

Posted on 14/04/2020 - 15:56 by Miss Lynch



Angel of God,
My guardian dear
To Whom His love
Commits me here
Ever this day
Be at my side
To light and guard
To rule and guide.

Amen

Why not write your own Guardian Angel prayer. You can post them in the comment below or if you would like to write one and take a picture for the blog, you can email it to year6@otsj.co.uk

19th April 2020

RE Home Learning Pack

Please have a look at the new RE Home Learning Pack made by Margaret Carswell, the scheme of work we use here at OLSJ. If you would like to email pictures of your work to year6@olsj.co.uk that would be great and it may even feature on the RE blog.

http://www.olsj.towerhamlets.sch.uk/blogs/re/wp-content/uploads/sites/11/2020/04/learning_at_home_a4_a_pentecost_-1.pdf



KIP and Friends
Learning at Home: A4 (a)

Pentecost

Workbook Video Link: <https://youtu.be/-Py6pwbNrEA>

Chat with KIP & Friends Link (Questions & Comments):

<https://padlet.com/margaretfcarswell/7dpwxmxbrycfm7uq>

How to use this workbook!

What I think about your 'work at home' time!

I think you will have either a book to work in at home, or some paper to work on. I think you will have pencils or pens to write with and maybe some coloured pencils.

I also think you will have access to the internet.

You *might* have a printer and glue and scissors. If you have a printer you can print this book off and do the activities using the pages in it, or cut out the pictures and paste them into your book.

If you don't have a printer, copy what you need into your workbook.

You will need to choose what activities you can do and which ones you can't! Easier activities are listed first.

AT2- Summer 1

Posted on 20/04/2020 - 09:36 by Miss Lynch

Summer 1- AT2



What is 'Good News' and why should we spread it?

Emma Gay, 3 years ago

Good news is something special that happened or, is about to happen. Events like a birthday, or a new member of the family. Sometimes something bad might happen but it is actually something good. For example you lost a competition and you are sad but it is good because every year you will come back better and stronger. Even when you make mistakes with writing you will learn from those mistakes and be better. Next, is why should we spread good news? It is simple, you know when you got taught about new things, and you give that knowledge to someone else. So basically you are sharing your knowledge to someone to make them happy. In Russian this type of stuff is called a following reaction were someone is happy and they smile at someone else and then that person smiles at someone else and so on.

Reply ↓

kelsie, 3 years ago

good news is something that has happenend that makes us happy and is good , we should share good nees so others can also br happy 4 us and also speading good news makes everyone happy and gives everyone hope that more good things will happen.

Reply ↓

Lisa Karina Menezes, 3 years ago

A good news is when something exciting happens or is going to happened for example u won the marathon or ur going to be a sister or a brother. We should share these good news so other people can be happy too.If we share more good news then people can know some of ur knowledge. Sharing ur knowledge is same thing as sharing ur things.If people share more and more good news to every one then the world will be filled with good news.

Reply ↓

lidyayr2, 2 years ago

good news is like when you hear a message that makes you happy.we should spread it because it might make other people happy too.

Reply ↓

Summer 1- Homework



AT2 Question- to be completed on the RE Blog the first and last week of term

<http://www.alsj.towerhamlets.sch.uk/blogs/re/2020/04/20/at2-summer-1/>

Summer 1- AT2



What is 'Good News' and why should we spread it?

RE Homework Project

Although we don't have a special action for Pentecost, the Church will be decorated to remind us of Pentecost. The symbols of the Holy Spirit are a dove, fire and wind and you may see those on banners in the Church. The Priest will wear red and the altar cloth will be red. The prayers on Pentecost Sunday all talk about the coming of the spirit as well.

Create your own Pentecost banner. The way you present this is your choice and it can be 2d or 3d.



A picture of your project needs to be emailed to either your class email or year6@alsj.co.uk by Tuesday, 5th May 2020 at the latest.

21st, April 2020

Saint John Henry Newman

As Christians, we all have a mission: to share God's love with the whole world. No one is too young or too small to take part. Through Mission Together, children everywhere pray for and share with one another in a unique exchange of love and friendship. By praying for one another and sharing what we have, we belong to God's worldwide family.



Saint John Henry Newman fulfilled his mission to love God and serve others during his lifetime. By following the example of Saint John Henry Newman, we can all become missionaries of God's love, too.

FACT ONE

Saint John Henry Newman cared for the poor Irish families who had fled the famine in Ireland.

FACT TWO

People came from miles around to hear Saint John Henry Newman speak about God.

FACT THREE

Saint John Henry Newman wrote beautiful poems, prayers and hymns, which are still used today.

FACT FOUR

Saint John Henry Newman loved to learn. He thought it was very important that everyone learns about God.

FACT FIVE

Saint John Henry Newman believed God has a special mission for us all.

Mission Together Prayer:

May all children
in the world
share love
Share friendship and live
in the peace
Of God's love.
Now and forever,
Amen



Saint John Henry Newman wrote poems about God. Some were put to music and turned into hymns. He often wrote about how much he trusted in God's goodness. He knew God would never let him down.

God has created and calls me to do Him some definite service.

He has committed some work to me which He has not committed to another.

I have my mission. I am a link in a chain, a bond of connection between persons.

He has not created me for nothing.

I shall do good; I shall do His work.

I shall be an angel of peace, a preacher of truth, while not intending it, if I do but keep His commandment to love.

Therefore, I will trust Him, whatever I am, I can never be thrown away.



Your task is to write a prayer inspired by Saint John Henry Newman about how you trust in God's goodness and the faith you have that he will never let you down.

Please write your prayers in the comment section of the blog or send a photograph to year6@olsj.co.uk and they will be published on the RE blog.

Writing my own prayer

My name is: _____

This is my prayer for _____

Useful words:

Loving Father	Help me to	Bless	Friends	The poor
Dear Jesus	Teach me how	Share	Love	Forgive
Parish	Priest	School	World	Together
Family	The sick	The lonely	Welcome	Thank you
				Amen



Daily Act of Worship

Posted on 20/04/2020 - 10:09 by Miss Lynch

Why not plan and pray your own Daily Act of Worship with your family? Please find the template for planning below.

If you would like to send in your template or/and a picture of your family praying together to be published on the re blog then send it to year6@olsj.co.uk

Date:	Class:	
Names of the children who have planned and led the session:		
Gather		
Word		
Response to the Word - Prayer/Symbolic Action		
Mission		
What the children thought...		
		

St George's Day

Posted on 23/04/2020 - 08:01 by Miss Lynch

St. George's Day

Saint George is the patron saint of many countries around the world, including Bulgaria, Croatia and England. St. George's Day is celebrated on 23rd April every year. The symbol of Saint George is a red cross on a white background, which is also the flag of England and a part of the flag of Great Britain.

Who Was the Real Saint George?

Saint George was a soldier who was born in the year AD 270 in Cappadocia, which is now in Eastern Turkey. He and his family were Christian and lived their lives following Christian values. When he was 17 years old, following the deaths of his father and mother, he joined the Roman army just as his father had before him.

By the age of thirty, Saint George was promoted to a higher rank and became an imperial guard of the Emperor, Diocletian. There are stories of him travelling to Britain, where he visited Gloucestria and Caerleon. In AD 303, the emperor began to persecute Christian people, forcing them to give up all of their possessions and jobs and stating that all Roman soldiers must worship Roman gods. Saint George pleaded with him to stop but Diocletian refused and even tried to bribe Saint George to give up his Christian beliefs. Despite being imprisoned and tortured, Saint George didn't deny his faith, so people thought of him as extremely brave.

Sadly, he was beheaded near Lydda in Palestine on 23rd April in AD 303. His body was returned to Lydda where it was buried - Christians soon came to honour him as a martyr.

23rd April was named St. George's Day in 1415 when it became a national feast day.

What Is the Legend of Saint George?

Told for the first time in the 11th century (seven hundred years after Saint George's death), there is a famous legend about Saint George slaying a dragon to rescue a princess. The legend describes Saint George travelling to Libya, where a poison-spewing dragon was living in a lake, terrorising the local people. Young girls were being sacrificed to stop the dragon from attacking the city of Silene. When one day it fell upon the king's daughter, the king offered his people all of his riches to have his daughter spared but the people refused and the princess was sent out to the lake.

At this point, Saint George arrived and promised to stay with the princess. When the dragon emerged from the water, Saint George charged at the dragon on his horse, wounding it with his lance before leaping the dragon.



St. George's Day

Upon returning to Silene, Saint George offered to kill the dragon if the people would all become Christians. The city agreed so fifteen thousand men, including the king, converted to Christianity and Saint George killed the dragon.

Many people believe this legend to be symbolic of Saint George's triumph over evil (the dragon) by refusing to give up his Christian faith.



Did You Know...?

Saint George is also the patron saint of scouts, farmers, shepherds, soldiers and archers.

St. George's Day around the World

England

In the past, St. George's Day was seen as being as important as Christmas but, following the union of Scotland and England in the early 15th century, the celebrations waned. One custom, which many people no longer observe, is to wear a red rose on your lapel. Church services are held during which the hymn Jerusalem is usually sung and Morris Dancers are often seen at celebrations.

Catalonia, Spain

In Catalonia, Spain, there is a similar legend about Saint George (Sant Jordi) slaying a dragon. From the blood that flowed from the lifeless body of the dragon, a red rose appeared, which Saint George handed to the princess he had saved. A public holiday, with similarities to Valentine's Day, is held - roses and books are exchanged by people in love.

Bulgaria

Also known as Army Day in Bulgaria, St. George's Day is celebrated on 6th May. Traditionally, rural families roast a whole lamb as Saint George is also the patron saint of shepherds and farmers. Many people also wake in the early morning, washing their faces in the fresh dew, which has been blessed by Saint George at the beginning of spring.

Croatia

Saint George is one of the most important saints in Croatia as the patron saint of the military. This holiday (known as Dan Državni) is also a time to celebrate the return of spring, decorating homes with twigs and flowers, lighting fires and girls dressing as quail, singing for locals.

Glossary

lance: A long weapon with a wooden shaft and a pointed steel head.

lapel: The part on each side of a jacket immediately below the collar which is folded back on either side of the front opening.

martyr: A person who is killed because of their religious or other beliefs.

persecute: Subject someone to ill treatment, especially because of their race or political or religious beliefs.

Mary, Our Mother

Posted on 27/04/2020 - 13:12 by Miss Lynch

Mary, Our Mother



As May is the month of Mary, I would like for you to design a wordle using as many adjectives as you can to describe, Mary, the mother of Jesus.

Please send pictures of your wordles to year6@nlsj.co.uk and they may even feature on the RE blog.

Adjectives

Write as many adjectives as you can to describe:

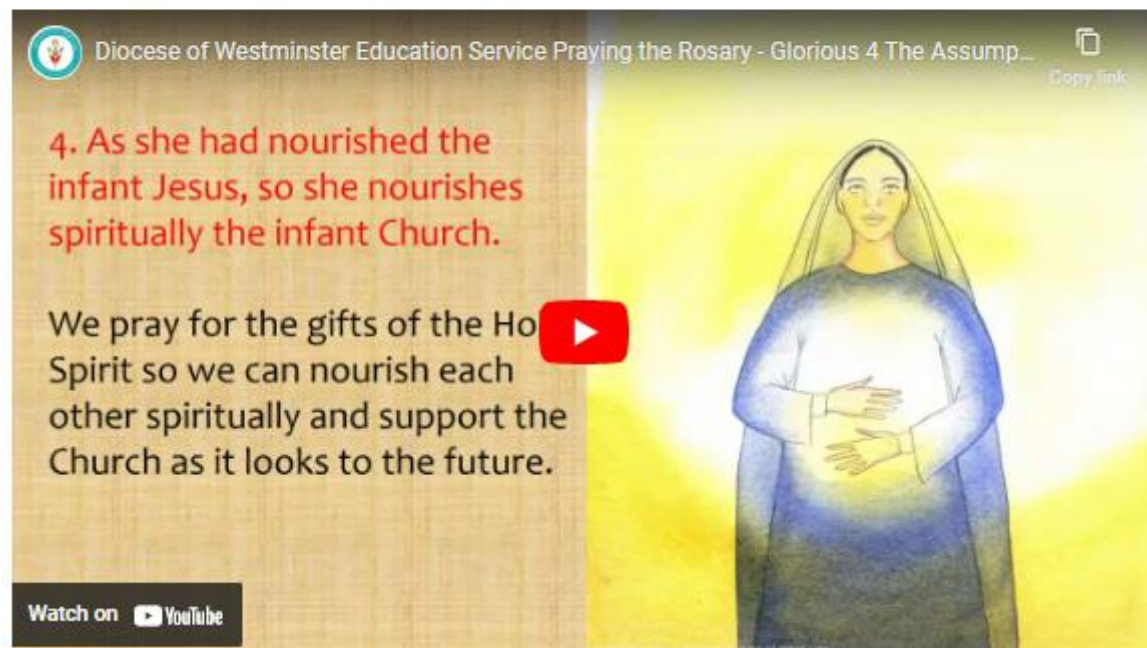
Mary the mother of Jesus



Let's Pray The Rosary Together

Posted on 06/05/2020 - 10:55 by Miss Lynch

The Education Service welcomes you and your school community to join us **every Friday at 10.30am to recite a decade of the Rosary**. Please find attached the link for this week's Rosary upload to our You Tube channel. Even on VE Day we welcome you to attend. Especially if you are at home.



St Damian of Molokai

Posted on 11/05/2020 - 08:42 by Miss Lynch



St Damian of Molokai



Have a look at the attached Powerpoint to learn about St Damian and missionaries.

Choose one of the activities below.

MISSION

Choose:

- Create a fact-file or comic strip about Fr Damian and highlight what you admire most about him.
- Write an Act of Worship for St Damian's day (10th May).
- Read any of the stories about Jesus healing the lepers.
- Do something for those who are suffering or isolated (eg pray, call, spend time, donate)
- Find out more about missionaries and what they do



Why not take a picture of your work and email it to year6@olsj.co.uk

Take care and stay safe.

Miss Lynch



Rosary Activities

Posted on 11/05/2020 - 09:23 by Miss Lynch

[Rosary-Activities](#) [Download](#)

The Rosary

Your activity this week is based on the Rosary.

Choose one or all of the activities below.

- Label the prayers prayed on the Rosary bead (see attached)
- Design your own Rosary bead from recycled materials in your home
- Create a poster of instructions on How to Pray the Rosary



Why not take a picture of your work and email it to year6@olsj.co.uk

Take care and stay safe,

Miss Lynch

Rosary Diagram



3 Hail Marys
10 Hail Marys
Apostles Creed
Glory Be
Glory Be
Hail Holy Queen
Our Father
Our Father
Our Father

Name: _____

1 _____
2 _____
3 _____
4 _____
5 _____
6 _____
7 _____
8 _____
9 _____

Praying the Rosary- Glorious 5

Posted on 13/05/2020 - 12:31 by Miss Lynch

The Education Service welcomes you and your school community to join us **every Friday at 10.30am to recite a decade of the Rosary**. Please find attached the link for this week's Rosary upload to our You Tube channel. Everyone is welcome to attend. Especially if you are at home.

Diocese of Westminster Education Service Praying the Rosary - Glorious 5Copy link

3. More than we can ever know the Hearts of Jesus and Mary overflow with joy at this reunion.

Be with us in our isolation,
Sustain and support the anxious and fearful until we can all be together.



Watch on  YouTube

Posted on 14/05/2020 - 12:58 by Miss Lynch

Annie



1. Agios Ois creed
2. Our father
- 3.3 hail Mary's
4. Glory be
5. Our father
6. 20 hail Mary's
7. Glory be
8. Our father
9. Hail holy queen



Mark 1:40-45. AGA man with leprosy came to him and begged him on his knees, "If you are willing, you can make me clean." A Jesus was indignant, he reached out his hand and touched the man. "I am willing," he said, "but you must first be cleansed." He then said, "Go, show yourself to the priest and offer the sacrifices that Moses commanded for your cleansing, as a testimony to them." A Jesus was about out and began to talk freely, spreading the news. As he went out, Jesus could no longer enter a town openly but stayed outside in lonely places. Yet the people still came to him from everywhere.

I chase activity & read any of the stories about Jesus healing the lepers.



Dear God,

Thank you for everything you have done to me and all of my friends and family without you I wouldn't be here living a happy life thank you for my teachers and my school to help me learn thank you for my food and water that some people are unfortunate to not have food and water.

Amen



PIC•COLLAGE

RE Home Learning Projects

Posted on 14/05/2020 - 13:19 by Miss Lynch

Thank you to everyone who has been emailing in photographs of their amazing RE activities and projects. Have a look at some of the incredible examples below.



The Ascension

Posted on 18/05/2020 - 07:58 by Miss Lynch

The-Ascension-1 Download



The Ascension



Forty days after **Easter**, Sunday is the Feast of the Ascension of Our Lord celebrating Christ's ascension into heaven recounted in Mark 16:19-20, Luke 24:50-53, John Acts 1:6-12. There are a number of Ascension activities that you can do at home from various websites below. Get ready because Ascension Thursday will be here before you know it!



Ascension Worksheets	Lesson Plan: The Ascension of Our Lord
Ascension Thursday Crafts	Ascension Coloring Page
Ascension Crafts for Kids	Feast of the Ascension Color Page
Celebrating the Solemnity of the Ascension	Lesson: Apostles Witness Jesus' Ascension
Birth of Jesus to Ascension Cards	Gospel Activity: The Ascension

Why not take a picture of your work and email it to year6@ulgi.co.uk

Take care and stay safe.

Miss Lynch



Blessed Are The Peacemakers

Posted on 18/05/2020 - 07:46 by Miss Lynch

Blessed-are-the-Peacemakers-Primary.pptx Download



Blessed Are The Peacemakers



Have a look at the attached Powerpoint to learn about The Beatitudes given to us at Sermon of the Mount. Here we focus on being peacemakers.

Choose one of the activities below.

Mission

Think of a way you can be a Peacemaker

- Bring peace into your home by trying not to fight with others.
- Send a message to someone who may feel isolated and alone
- Pray for Peace in the world – Cafod, Pax Christi and have online resources that can help
- Design a symbol that represents Peace.
- Find a Psalm or story from the Bible that deepens your understanding of peace



Why not take a picture of your work and email it to year6@olsj.co.uk

Take care and stay safe,

Miss Lynch



Seven Days of Kindness

Posted on 21/05/2020 - 10:25 by Miss Lynch




Seven days of kindness

In celebration of **Mental Health Awareness Week 2020** and the theme of **kindness**, we are encouraging primary schools to get mentally healthy by spreading a little kindness.

This calendar, designed to be used throughout Mental Health Awareness Week, encourages pupils to do **two acts of kindness** each day – **one for someone else and one for themselves**.

Depending on the age of the children, there are two calendars included. One has two suggested kindness activities for each day, which is best for giving to younger children, or using as an example for older children. The other calendar is blank for older children to complete with their own ideas.



Using this calendar - parents and carers

Show your children the completed seven days of kindness calendar, look at each of the days and pick a favourite activity that you could do for each other in lockdown.

Talk about why being kind might be difficult at the moment but why it is especially important and how it can bond you as a family.


Discuss self-care and why it is important to take some time to be kind to yourselves - like when mum takes a bubble bath or when dad goes for a bike ride.

Either create a family calendar of kindness or individual calendars - these can be a mix of self-care and kindness for others in the home. Remind the children of the calendar each day or share how you feel when they did a kind act for you.

More examples for the calendar

Being kind to others:

- Sit with someone who looks lonely
- Be friendly to a child you aren't normally friends with
- Have a nice conversation with a loved one
- Ask a family member if they would like a drink
- Share a snack with a family member or friend
- Write your teacher a note or a poem about why you like them
- Clear the table after dinner without being asked
- Pick up three pieces of litter when you go to the park
- Smile and say hello to people you pass on the way to and from school
- Draw a picture for a loved one



Being kind to yourself:

- Do some gentle exercise
- Read your favourite book or watch your favourite film
- Go for a walk
- Play with your pet
- Write down 3 things you are grateful for
- Spend some time in nature
- Do some arts and crafts
- Have a dance party
- Wear your favourite outfit

Replies to “Seven Days of Kindness”



Maria N, 3 years ago

Thanks, Miss Lynch for this information I think it is so important to give yourself some self-love and to show others kindness especially in this difficult time.

Reply ↓



Miss Lynch, 3 years ago

I agree Maria- it is very important. I hope your are all doing well!

Miss Lynch 😊

Reply ↓

7 DAYS OF KINDNESS

MON	TUES	WED	THURS	FRI	SAT	SUN
BE KIND TO A FRIEND OR FAMILY MEMBER OF A NICE MEMORY YOU HAVE TOGETHER	HELP TIDY UP	TELL SOMEONE A JOKE	BE KIND, PATIENT AND SHARING WITH YOUR BROTHER/ SISTER/ CLASSMATE	GIVE 3 COMPLIMENTS TODAY	MAKE A CARD OR GIFT FOR SOMEONE	ASK A LOVED ONE HOW THEY ARE AND LISTEN CAREFULLY
WRITE DOWN 3 THINGS YOU'RE PROUD OF (SMALL OR BIG) ☆☆☆	LISTEN TO A SONG THAT MAKES YOU FEEL HAPPY	TRY OUT A MINDFULNESS ACTIVITY (TRY ONE AT A TIME)	GIVE YOURSELF 3 COMPLIMENTS	EAT SOME OF YOUR FAVOURITE FOOD	SPEND SOME TIME ON YOUR FAVOURITE HOBBY	PLAY A FUN GAME WITH YOUR FRIENDS OR FAMILY

NAME:

7 DAYS OF KINDNESS

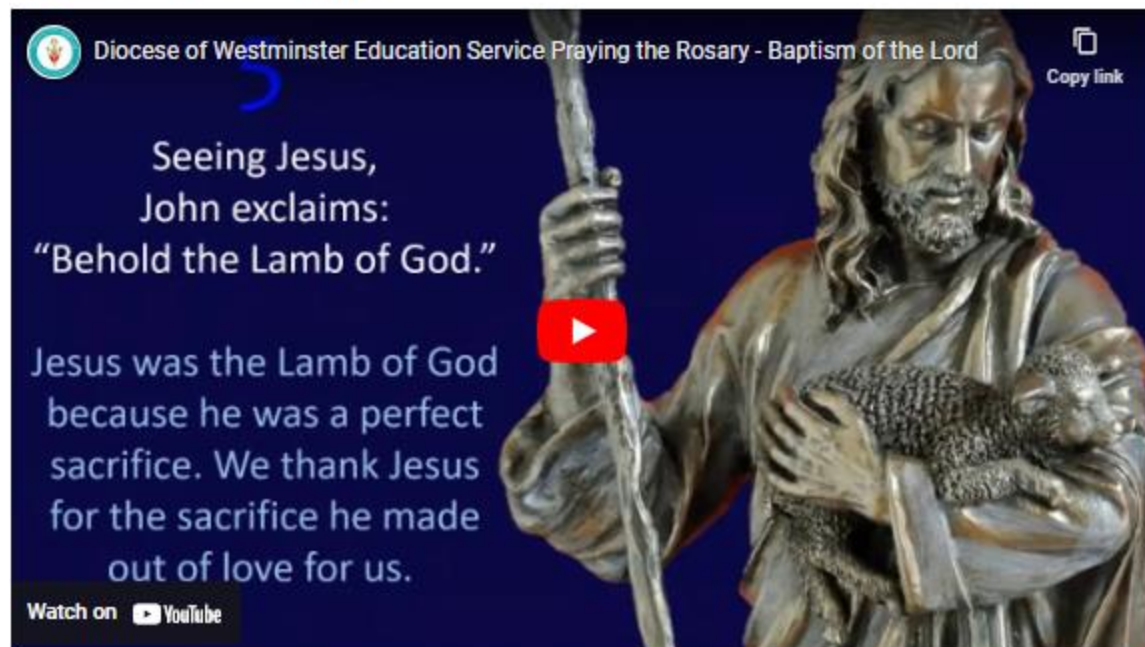
DATE:

	MON	TUES	WED	THURS	FRI	SAT	SUN
BEING KIND TO OTHERS							
BEING KIND TO MYSELF							

Praying the Rosary- The Baptism of the Lord

Posted on 21/05/2020 - 09:57 by Miss Lynch

The Education Service welcomes you and your school community to join us **every Friday at 10.30am to recite a decade of the Rosary**. Please find attached the link for this week's Rosary upload to our You Tube channel. Everyone is welcome to attend. Especially if you are at home.



Summer 2- RE Homework

Posted on 04/06/2020 - 13:32 by Miss Lynch

Summer 2- Homework



AT2 Questions- to be completed on the RE Blog the first and last week of term

<http://www.olej.towerhamlets.sch.uk/blogs/re/category/at2-questions/>



How does your behaviour reflect your desire to bring about the kingdom of God?

RE Homework Project- Pentecost Prayer

Cardinal Vincent Nichols - Pentecost Prayer

We remember: the Holy Spirit is the fire that keeps us going; the water of the immensity of God's life within us; the dove of his peace after disaster; the wisdom that shows us right from wrong; the creative spirit who makes a work of art of our lives; the wind that will urge us on to our heavenly home, if we will let him do so!

Holy Spirit of God

Thou of all consolers best
Thou the soul's delightful guest
Oest refreshing peace bestow,
Give us comfort when we die
Give us life with thee on high
Give us joy that never ends.

Amen

Please write your own Pentecost prayer and email them to Miss Lynch at ymrb@olej.co.uk

Summer 2- Daily Act of Worship

Posted on 01/06/2020 - 09:22 by Miss Lynch

Why not plan and pray your own Daily Act of Worship with your family? Please find the template for planning below.

If you would like to send in your template or/and a picture of your family praying together to be published on the re blog then send it to year6@olsj.co.uk

Date:	Class:	
Names of the children who have planned and led the session:		
Gather		
Word		
Response to the Word - Prayer/Symbolic Action		
Mission		
What the children thought...		
		

A Peaceful Saint- St Francis

Posted on 08/06/2020 - 07:39 by Miss Lynch

Peaceful-Saint-PP-Primary-St-Francis-1-1 [Download](#)



A Peaceful Saint- St Francis



Have a look at the attached Powerpoint to learn about St Francis.
Choose one or more of the activities below to complete.

Mission

Think of ways you can be a Peacemaker

- Learn more about the life of St Francis and how you can live a life of peace.
- Create a prayer for peace in our time.
- Find and read stories where Jesus preaches about peace.
- Think about ways you can be peaceful at home, school and within your community.



Why not take a picture of your work and email it to years5@salsj.co.uk

Take care and stay safe,

Miss Lynch



Praying the Rosary- Proclamation of the Kingdom

Posted on 04/06/2020 - 13:34 by Miss Lynch

The Education Service welcomes you and your school community to join us **every Friday at 10.30am to recite a decade of the Rosary**. Please find attached the link for this week's Rosary upload to our You Tube channel. Everyone is welcome to attend. Especially if you are at home.

Diocese of Westminster Education Service Praying the Rosary - Proclamation of the Ki...Copy link

3. "Love your enemies, pray for those who persecute you."

Be with the leaders of all nations.
Give them the foresight to act with
charity and true concern for the we
being of the people they are meant
to serve. May they know your peace,
as they work together to achieve it
on earth.




(Image: Luca Giordano)

Watch on  YouTube


A righteous saint- St John Southwarth

Posted on 23/06/2020 - 08:11 by Miss Lynch

Righteous-saint-PP-primary-St-John-Southworth-Final Download



St John Southwarth





Have a look at the attached Powerpoint to learn about St John Southwarth.

Choose one of the activities below.

MISSION

Choose



- Create a fact file or comic strip about St John Southwarth and highlight what you admire most about him
- Write an Act of Worship for the feast of St John Southwarth (23rd June)
- Find out about the other martyrs of England and Wales and how they died doing what was right
- Do something good and right to challenge what is wrong in your world. Ask for Jesus' help
- Find out more about St John Southwarth and Westminster Cathedral



Why not take a picture of your work and email it to year6@olsj.co.uk

Take care and stay safe,

Miss Lynch



Blessed are those who hunger and thirst for righteousness

Posted on 22/06/2020 - 08:07 by Miss Lynch

Righteous-Assembly-PowerPoint-for-Primary-17-6-20 Download



Blessed Are Those Who Hunger And Thirst For Righteousness



Have a look at the attached Powerpoint to learn about The Beatitudes given to us at Sermon of the Mount. Here we focus on what it means to be righteous.

Choose one of the activities below.

Mission



How can you do the right thing today?

- Create a list of acts of kindness that you can then turn into actions in school and at home.
- Research different charities, locally, nationally and internationally that aim to help people – Then think about ways you can get involved to support their work.
- Think about someone who is lonely and how you can bring a smile to them today.
- Create ideas on ways you can look after God's creation in your local area and beyond

Why not take a picture of your work and email it to year6@olsj.co.uk

Take care and stay safe,

Miss Lynch



St George and The English Martyrs

Posted on 26/06/2020 - 08:03 by Miss Lynch



St George and the English Martyrs



The mosaics in this chapel have recently been restored. On the ceiling you can now see the names of each of the 40 catholic martyrs who died for their faith on Tyburn Cross.



The site of many of the Christian martyrs deaths is close by, somewhere in London. Can you find out where it is? How were the martyrs killed?

Do you think the artist's use of a flame for each person is appropriate? Explain why.

Two of the most famous English catholic saints are pictured on either side of the cross. Who are they?

Use these links to find out who they were and why they are represented in the cathedral.

https://www.catholic.org/saints/fun_facts_arch.php?saint=324

https://www.catholic.org/saints/saint.php?saint_id=688

Choose one of the activities below.

Saints gave their lives in service for God. What can you do to live a life in service to Christ and others?

Who is your favourite saint? Find out about them and write a short summary of their life and why they became a saint. Explain what example they give you to live a good life as a follower of Christ. <https://www.catholic.org/saints/>

Why not take a picture of your work and email it to year6@olsj.co.uk

Take care and stay safe,

Miss Lynch



Joyful Annunciation

Posted on 26/06/2020 - 07:07 by Miss Lynch

Please see attached the PPT for today's rosary.

[Joyful-Annuciation-compressed](#) [Download](#)



Praying the Rosary with the Diocese of
Westminster **The Annunciation - Friday 26th June**



The Visitation

Posted on 02/07/2020 - 08:09 by Miss Lynch

You are invited to join in this weeks Rosary at 10:30am on Friday, 3rd of July with everyone in our diocese.



The Diocese of Westminster Education Service - Praying to the Rosary Joyful 2 (The Vi...



Copy link


Four

She cried out in a loud voice: "Blessed are you among women and blest is the Fruit of your womb."



Help us to be like Elizabeth and encourage others as they do the work entrusted to them by God.



Watch on  YouTube

© 2020 by the Diocese of Westminster

Learning at Home RE Pack

Posted on 06/07/2020 - 08:07 by Miss Lynch

Please use the attached document created by Margaret Carswell to support your RE Lessons at home this week.

[learning_at_home_a5_b__the__principles_of_catholic_social_teaching__](#) Download



KIP and Friends
Learning at Home: A5 (b)

The Principles of Catholic Social Teaching

Workbook Video Link: <https://youtu.be/UJ-AwZyi5Is>

Chat with KIP & Friends Link (Questions & Comments):
<https://padlet.com/margaretfcarswell/7dpwmxbyrcfm7ug>

How to use this workbook!

What I think about your 'work at home' time!

I think you will have either a book to work in at home, or some paper to work on. I think you will have pencils or pens to write with and maybe some coloured pencils.

I also think you will have access to the internet.

You *might* have a printer and glue and scissors.

If you have a printer you can print this book off and do the activities using the pages in it, or, cut out the pictures and paste them into your book.

If you don't have a printer, copy what you need into your workbook.

You will need to choose what activities you can do and which ones you can't! Easier activities are listed first.

This workbook is to help you learn:

1. What the Principles of Catholic Social Teaching are

The **information is in red**: the activities are in black

Pure In Heart

Posted on 06/07/2020 - 08:14 by Miss Lynch

Pure-In-Heart- Download



Blessed Are The Pure In Heart



Have a look at the attached PDF to learn about The Beatitudes given to us at Sermon of the Mount. Here we focus on being pure in heart.

Choose one of the activities below.

How can we 'open the doors of our heart' as Pope Francis asks us to?

- Design/Create a 'Pure In Heart' logo to show how Jesus wants us to show His love to others.
- How could you 'open your heart' to the wider community? Research various charities that try to help others; can you do anything to 'help' others, either locally or further afield?
- During the Sermon on the Mount, Jesus taught the crowd the 'Our Father' (Matthew 6: 9-15); what does this prayer tell us about being 'pure of heart' and 'opening the door of our hearts to others'?
- Compile a 'To Do' list of little things that you are going to try and do this week to demonstrate your love for your 'neighbour'.



Why not take a picture of your work and email it to year6@olsj.co.uk

Take care and stay safe,

Miss Lynch



Saint Maria Goretti

Posted on 13/07/2020 - 10:28 by Miss Lynch

Pure-of-Heart-Saint-8-7-20 Download



Blessed Are The Pure In Heart- Saint Maria Goretti



Have a look at the attached PDF to learn about The Beatitudes given to us at Sermon of the Mount. Here we focus on being pure in heart, Saint Maria Goretti.

Choose one of the activities below.

Mission

How can you aim to be "Pure of Heart?"

During the week think about how you can put someone else's needs ahead of your own.

Find a quiet space to spend some time talking with God

Can you find a Bible story that shows true love and forgiveness? Share the message with someone close to you.

The name Zacchaeus means "Pure of heart." Read the story and think about how Zacchaeus became "pure" by meeting Jesus.

Make a list of little things that you are going to try and do this week to demonstrate your true love and kindness towards family and friends.

The "Our Father" was taught to us by Jesus. Try to rewrite it using words that are meaningful to you and show your love for God.



Why not take a picture of your work and email it to year6@olsj.co.uk

Take care and stay safe,

Miss Lynch





The Nativity of the Lord


Posted on 09/07/2020 - 11:38 by Miss Lynch

You are invited to pray the Rosary this Friday at 10:30am with everyone in the Westminster diocese.


[Joyful-3-The-Nativity](#) [Download](#)


The Diocese of Westminster Education Service - Praying to the Rosary (The Third Joyfu...Copy link

Jesus enters the world in poverty to teach the lesson of detachment from earthly things.



Heavenly Father help us to put loving you and loving our neighbour above any material thing.



Watch on  YouTube

Spring 1 RE Homework

Posted on 05/01/2021 - 08:28 by Miss Lynch

Spring 1- Homework



AT2 Question- to be completed on the RE Blog the first and last week of term

<http://www.olsj.towerhamlets.sch.uk/blogs/re/category/at2-questions/>

✓



How are you loved by God?

RE Homework Project

Create a storyboard of the story of Exodus or choose a scene and depict it in your choice of art form..

This needs to be handed in by Tuesday, 20th January at the latest.



DAOW – Home Learning – Ziva

Posted on 07/01/2021 - 09:05 by [renissa.rhoden](#)

For a Y5 DAOW they watched a video from the Mark 10 Mission. Have a look at Ziva's thoughtful response to the message heard from the Gospel reading.

Lord Jesus
Please give me confidence that you want to
speak to me and that you love me.

I pray that I will know you more about
you and learn about you.

Glory be to the father and to the son and
to the Holy Spirit

As it was in the beginning is now, and ever shall be,
world without end.

Amen 🙏



DAOW – Home Learning

Posted on 13/01/2021 - 15:14 by [renissa.rhoden](#)

Today year 5 watched a video from the Mark 10 Mission for our DAOW. Today's Gospel looked at the Baptism of Jesus. Have a look at some of our thoughtful responses to the Gospel.



Leonardo [\[redacted\]](#) 14:48

The message is when you get baptised your officially a child of God

Someone is following me someone who is more powerful than I am. And I am not fit to kneel down and undo the strap of his sanders I have been baptising you with water but he will baptise you with the Holy Spirit.



Richard [\[redacted\]](#) 14:55

'You are my son and my child'(this what I took from the message)



Kayana [\[redacted\]](#) 14:55

The message I took from the Gospel is that we are children of God and God is our father

Mark 10 Mission

Posted on 15/01/2021 - 10:30 by [renissa.rhoden](#)

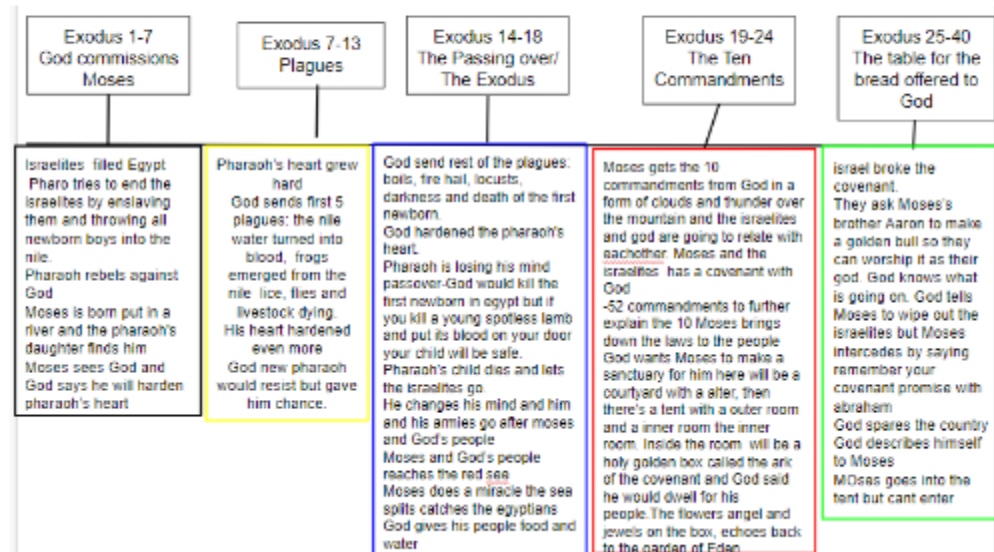
Here is a link to watch this weeks Mark 10 Mission 🙏



RE Home Learning – Leo

Posted on 21/01/2021 - 11:23 by [reissa.rhoden](#)

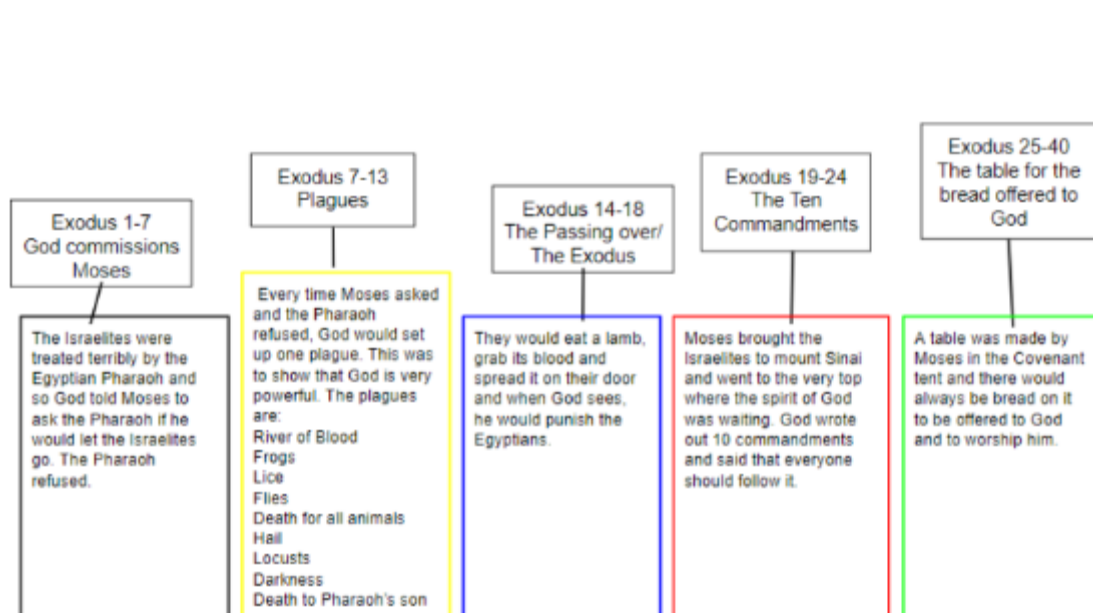
This week in RE, Y5 had to show an understanding of Exodus through a timeline. We looked at the key parts of Exodus and made notes about what happened during this time. Have a look at Leo's amazing and detailed work:



RE Home Learning – Jennifer

Posted on 21/01/2021 - 11:24 by [renissa.rhoden](#)

This week in RE, we had to show an understanding of Exodus through a timeline. We looked at the key parts of Exodus and made notes about what happened during this time. Have a look at Jennifer's amazing and detailed work:



RE Home Learning – Wordles

Posted on 26/01/2021 - 14:45 by renissa.rhoden

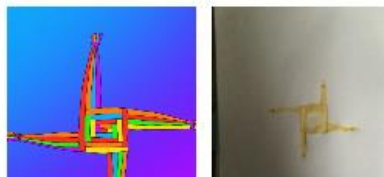
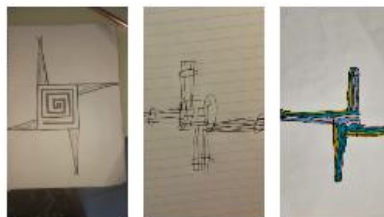


Have a look at some Wordles created to show the story of Exodus.



St Brigid's Day – Y5

Posted on 03/02/2021 - 12:29 by [renissa.rhoden](#)

Have a look at Year 5's St Brigid inspired crosses. Ho amazing!



St Brigid's Day – Reception

Posted on 05/02/2021 - 12:37 by [renissa.rhoden](#)

In Reception, children read the story of St Brigid's life and then created cloaks inspired by her famous cloak. What amazing and creative work!!

